



Annual Conference of the American Limb
Preservation Society (ALPS) · DFCon 2022

DFCon2022

22nd edition of the Interdisciplinary
Global Diabetic Foot Conference

September 29 - October 1, 2022 · Los Angeles, USA



www.dfcon.com

#DFCon22 | @DFCon | @ALPSlimb | #ActAgainstAmputation | #DiabeticFoot

The First and Only Injectable Antibiotic-Eluting Bone Graft

Indicated for use in the management of bone infection

96%

SUCCESS IN
ERADICATION
OF INFECTION¹

58%

REDUCTION IN
READMISSIONS²

39%

REDUCTION IN
LENGTH OF STAY²

Learn more at: CERAMENTGUSA.COM



¹ McNally et al. 'Single-stage treatment of chronic osteomyelitis with a new absorbable, gentamicin-loaded, calcium sulphate/ hydroxyapatite biocomposite'. *J Bone Joint Infect.* 2016 Sep; 98-B(9):1289-96. ² Ferguson et al. 'A retrospective cohort study comparing clinical outcomes and healthcare resource utilisation in patients undergoing surgery for osteomyelitis in England: a case for reorganising orthopaedic infection services'. *J Bone Joint Infect.* 2021 Apr; vol. 6,5 151-163. 28.

Index

Welcome	5
About DFCon	6
About ALPS	7
Program	9
Thursday	10
Friday	12
Saturday	14
Faculty	17
Information & CME	21
Accreditation Statements	24
Credit Designation	25
Poster Overview	28
Floor Plan	34
Non-CME Symposia	36
Non-CME Workshops	38
Exhibitor Directory	40



Welcome

Dear Colleagues,

On behalf of my co-chairs, Professors Michael S. Conte and Joseph L. Mills, I want to extend our warmest welcome to DFCon22. With delegates from across the country and internationally, participating both in person and virtually, this symposium promises to be one without borders, time zones or limitations.

If this is your first DFCon, we would like to welcome you to the family. If this is your 22nd, as it is for many of you, we'd like to thank you for your commitment toward a world without preventable amputations. Here's to that - and here's to helping people with diabetes navigate their world a little better every day.

Yours very truly,

David G. Armstrong, DPM, MD, PhD
Keck School of Medicine of USC - Los Angeles



About DFCon

DFCon is the premier international, interdisciplinary diabetic foot conference in North America and the Annual Conference of the American Limb Preservation Society.

Each year, DFCon gathers influential speakers and delivers outstanding scientific content. DFCon will not only do that, it will also present new opportunities for networking and many participants and speakers who did not yet have the opportunity to experience DFCon previously due to travel and resource restrictions will get the chance now with DFCon. As always, the DFCon conference allows the best in their field to come together and learn from each other. DFCon also serves as a hands-on, dynamic congress where delegates can use the experience to immediately bring impact to their daily clinical practice. You will learn more about the different topics and sessions on the following pages.

There is a challenge facing us: redefining the role of a medical congress in the 21st century. The physician from twenty years ago is different from the physician of today. Knowledge is now available at their fingertips. The information is no longer an end in itself, it's a conversation starter. DFCon exists to facilitate this meeting of physicians where ideas can be exchanged freely. DFCon is widely acknowledged as being a leader in discovery. Next-generation endovascular therapies, wearable robots, spray-on skin, sociomicrobiology, smart textiles, phage therapy, augmented reality and injectable sensors have all made their debut at DFCon.

 **More information at**
dfcon.com



About ALPS


It is the goal of ALPS to serve as an interdisciplinary bridge between our patients and specialties in medicine, surgery, nursing, physical therapy, engineering and science to foster better care of the high risk lower extremity.

The American Limb Preservation Society will serve as an interdisciplinary bridge between varied groups and organizations with respective roles to play in lower limb preservation.

In doing so ALPS will:

- ✓ *Continue to advance the science, clinical care and advocacy of limb preservation.*
- ✓ *Identify, develop and mentor the next generation of clinicians, scientists and clinician scientists in this field.*
- ✓ *Provide a network for people working in the field of Limb Preservation to meet, collaborate and exchange knowledge.*

 **More information at**
limbpreservationsociety.org



Program

DFCon2022

22nd edition of the Interdisciplinary
Global Diabetic Foot Conference

WELCOME

PROGRAM

FACULTY

INFO & CME

POSTERS

SPONSOR/EXHIBITOR

Program

Thursday

Thursday - September 29, 2022		📍
7:00 - 8:00	Registration	
7:00 - 8:00	Sponsored Breakfast Symposium (see page 36 for details)	B
8:10 - 10:20	Session I: Our Typical Trip Around The World in Atypical Times Moderators: David G. Armstrong and Joseph L. Mills	P
8:10 - 8:30	Another Annus Horribilis Pedis...or Hope on The Horizon? A Global Perspective on the Diabetic Foot from the International Diabetes Federation Andrew JM Boulton	
8:30 - 8:50	What I learned on my Summer Vacation in the ALPS: Perspectives as the First American Limb Preservation Society Visiting Fellow Anahita Dua	
8:50 - 9:10	A Silent, Sinister Crisis Meets a Loud one: Lessons in Diabetic Limb Preservation from Syria Abdul Razzak Abdul Aziz	
9:10 - 9:20	ALPS video presentation Georgia Krehbiel and David G. Armstrong	
9:20 - 9:40	How to SAVE those who need it most in San Antonio Lyssa Ochoa	
9:40 - 10:00	How to avoid missing ischemia in patients with diabetes: Lessons from a Podiatrist Down Under Peta Tehan	
10:00 - 10:20	Panel Discussion	
10:20 - 10:50	Exhibit Hall Break	
10:50 - 12:40	Session II: Avoiding Speaking in Tongues - Classification Made Practical for Monday's Clinic and Beyond Moderators: Joseph L. Mills and David G. Armstrong	P
10:50 - 11:10	Wlfl on the Fly: Toward a Common Language of Risk Case Presentations - Speakers: Lepow/Reyzelman/Shin/Rowe/Mohammadi/Fiorito/Westin/Ochoa	
11:10 - 11:30	Trapped in a Ring Cycle: Why are we (and the government) still using Wagner? Alexander Reyzelman	
11:30 - 11:50	Use of Audit Tools to Measure What We Manage (Without Gaming the System) Fran Game	
11:55 - 12:00	Wound Classification 101 video Joseph L. Mills	
12:00 - 12:20	Toe and Flow in One Antipodean Package (and what I did to brighten my Fulbright) Mal Fernando	
12:20 - 12:40	Panel Discussion	
12:40 - 1:10	Lunch & Exhibit Hall Break	

Thursday

1:10 - 2:10	Sponsored Lunch Symposium (see page 36 for details)	P
2:10 - 2:20	Stretch Your Legs Break	
2:20 - 4:20	Sponsored Workshops (see page 38 for details)	B
4:20 - 4:50	Exhibit Hall Break	
4:50 - 5:30	Listen Up! The Patient is Talking Chairs Tze Woei Tan and Laura Shin A Patient Perspective - Alex Kolton / Frank Navarette / Alice Rivera / David Woods	P
4:50 - 5:30	Free paper session 1	B1
4:52-5:00	Factors influencing diabetic foot ulcer healing in Australian adults: a prospective cohort study Peta Tehan	
5:00-5:08	Natural language processing of free-text electronic healthcare records to identify opportunities for diabetic foot management in population with low engagement in diabetic foot services. Sophie Williams	
5:08-5:16	Comparison of measures of adherence and wearing time of prescribed footwear among people at risk of diabetes-related foot ulcers Gustav Jarl	
5:16-5:30	Panel Discussion & Q&A	
5:30 - 6:30	Welcome and Poster Reception – Open Exhibits	

B Breakout Rooms **B1** Hiro Room **B2** Club Room **P** Plenary

Program

Friday

Friday - September 30, 2022		📍
7:00 – 8:00	Registration	
7:00 – 8:00	Sponsored Breakfast Symposia (see page 36 for details)	B
8:10 - 10:05	Session III: Framing Charcot: Portrait of an Enigmatic Disease Moderator: Laura Shin and Fran Game	P
8:10 - 8:30	Charcot Redux: Generation of Meaningful Guidelines Lee Rogers	
8:30 - 8:50	Deconstructing Charcot Reconstruction: Who Needs It? How to Do it? Where are the data? Patrick Burns	
8:50 - 8:55	VIDEO: Charcot Recon Laura Shin	
8:55 - 9:15	An Enigma Wrapped in Edema: Are There any Promising Medical Interventions for Charcot? Fran Game	
9:15 - 9:35	When is a BKA A-OK? Dane Wukich	
9:35 - 10:05	Panel Discussion	
10:05 - 10:35	Exhibit Hall Break	
10:35 - 12:45	Session IV: Improving Flow with a Font of Wisdom Moderators: Miguel Montero-Baker and Lyssa Ochoa	P
10:35 - 10:55	What's the optimal strategy for anti-thrombotic therapy in diabetic vasculopathy Marc Bonaca	
10:55 - 11:15	Will BEST be Good Enough? Results from the Largest Ever RCT on Surgical Management of CLTI Matt Menard vs. Alec Farber	
11:15 - 11:35	Pedal Anatomy 101 Miguel Montero-Baker vs. Anahita Dua	
11:35 - 11:40	PBS (Pedal Broadcasting System) Mini Series - video presentation Brian Lepow	
11:40 - 12:00	Sound and Fury...signifying something?- indications and results of Pedal Artery Angioplasty Vlad Alexandrescu	
12:00 - 12:20	Microangiopathy in PAD and the diabetic foot: can it be measured or treated? Roberto Ferraresi	
12:20 - 12:40	Panel Discussion	
12:40 - 1:00	Lunch & Exhibit Hall Break	

Friday

1:00 - 2:00	Lunch Symposium (see page 36 for details)	P
2:00 - 2:30	Exhibit Hall Break	
2:30 - 4:45	Session V: Infectious Transmissions from Novel Variants Moderators: Teresa Jones and Warren S. Joseph	P
2:30 - 2:50	"If it's dry keep it dry" the rate of conversion from dry to wet gangrene Anahita Dua	
2:50 - 3:10	Why are we still using vancomycin? Begging for MRSA Warren S. Joseph	
3:10 - 3:30	Getting Meta: Can metagenomics help medical and surgical decision making? Brian Schmidt	
3:30 - 3:35	VIDEO: Arts and Crafts on the OR Backtable- How we make antibiotic beads Laura Shin and M.H. Mohammadi	
3:35 - 4:05	Panel Discussion	
4:15 - 5:15	Sponsored Workshops (see page 38 for details)	B

B Breakout Rooms **B1** Hiro Room **B2** Club Room **P** Plenary

Program

Saturday

Saturday - October 1, 2022		📍
7:00 - 8:00	Registration	
7:00 - 8:00	Breakfast Symposia	P
8:10 - 9:10	Best Free Papers and Poster Awards	P
9:10 - 9:40	Exhibit Hall Break	
9:40 - 11:45	Session VI: A Sneak Peek at What's Next: Bits and Pieces From the National Science Foundation's Center to Stream Healthcare in Place (#C2SHiP) Moderators: Bijan Najafi and Ritika Chaturvedi	P
9:40 - 10:00	Magic Shoes for a Sinister Cinderella Syndrome? A fairy tale no more. Zoltan Pataky	
10:00 - 10:20	The Understanding America Survey - If the fitbit fits, report it Ritika Chaturvedi	
10:20 - 10:40	Sole Searching: Tracking Depression in Person and Remotely Michelle Patiquin	
10:40 - 10:50	VIDEO: Medicine in The Metaverse Bijan Najafi and Santiago Lombeyda	
10:50 - 11:10	The Patient Views of Digital Technology: Marital Bliss or Restraining Order? Loretta Vileikyte	
11:10 - 11:20	Wound care in place : The use of adjunctive home-based therapy to engage patients and improve outcomes Bijan Najafi	
11:20 - 11:30	Soft electronic materials and its promise to promote personalized care in place Phillip Gutruf	
11:30 - 11:45	Panel Discussion	
11:45 - 12:05	The Annual Edward James Olmos Award	P
12:05 - 12:30	Lunch & Exhibit Hall Break	
12:30 - 1:30	Lunch Symposium	P
1:30 - 2:30	American Limb Preservation Society (ALPS) networking session - Meet your Solemate and your BFFF (Best Foot Friend Forever) David G. Armstrong and Joseph L. Mills	B1
1:30 - 2:30	Ask me anything! - Discuss your case or ask about my cases Miguel Montero-Baker, Brian D. Lepow and Alexander Reyzelman	B2

Program

Saturday

1:30 - 2:30	Free paper session 2	P
1:30-1:38	Standards and indicators for centers of excellence in limb preservation: an e-delphi study Virginie Blanchette	
1:38-1:46	Effect of a novel macrophage-regulating drug on wound healing in patients with diabetic foot ulcers a randomized clinical trial Shawn Cazzell	
1:46-1:54	Fetuin A: a potential biomarker of peripheral arterial disease in Type 2 Diabetes Pankaj Singhania	
1:54-2:02	Fragility caused by accumulation of glycation end products may be the key to diabetic foot ulcer infection Miki Fujii	
2:02-2:10	An innovative passive ankle-foot orthothosis and exotendon to improve mobility and adherence to protected offloading in people with high risk of diabetic foot ulcer recurrence – proof of concept study Mark Roser	
2:10-2:18	Digital frailty screening to triage non-healing and complex wounds Naima Rodriguez	
2:18-2:30	Panel Discussion & Q&A	
2:30 - 4:15	Session VII: Coding and Decoding: Wound Healing and Billing/Coding Moderators: Laura Shin and David G. Armstrong	P
2:30 - 2:50	Missionary meets Mercenary: Common Coding Trends from the Frontline of Toe and Flow Reimbursement Jeff Lehrman / Matt Sideman	
2:50 - 3:10	"Sometimes the best Surgery is the One We Never Had to Do: lessons from Loma Linda" Christian Bianchi	
3:10 - 3:30	Start Making Sense: My favorite album of wound healing products (avoiding any Talking Heads) Fran Game	
3:30 - 3:35	VIDEO: How I Debride A Wound Brian Lepow	
3:35 - 3:55	Summary Judgement: A real-time summary of the whole of DFCon22 Andrew JM Boulton	
3:55 - 4:15	Panel Discussion	
4:15 - 4:30	Closing Remarks - Chairs	P

B Breakout Rooms **B1** Hiro Room **B2** Club Room **P** Plenary



Faculty

DFCon2022

22nd edition of the Interdisciplinary
Global Diabetic Foot Conference

WELCOME

PROGRAM

FACULTY

INFO & CME

POSTERS

SPONSOR/EXHIBITOR

Faculty

CHAIRS



David G. Armstrong
DPM, MD, PhD

Keck School of Medicine
of USC, Professor of
Surgery and Director
Co-Founder & Co-Chair



Michael S. Conte
MD

University of California
San Francisco
Co-Chair



Joseph L. Mills Sr.
MD

Baylor College of Medicine
Co-Chair

FACULTY MEMBERS

David G. Armstrong

Michael S. Conte

Brian D. Lepow

Joseph L. Mills Sr.

Miguel Montero-Baker

Bijan Najafi

Alexander M. Reyzelman

Vlad Alexandrescu

Josh Beckman

Marc Bonaca

Andrew J.M. Boulton

Patrick Burns

Andrea Cassini

Ritika Chaturvedi

Giacomo Clerici

Chiara Daraio

Anahita Dua

Chuck DuBourdieu

Alec Farber

Mal Fernando

Roberto Ferraresi

Fran Game

Phillip Gutruf

Georgia Krehbiel

Deepak L. Bhatt

Jeff Lehrman

Santiago Lombeyda

Matt Menard

Lyssa Ochoa

Nikolaos Papanas

Zoltan Pataky

Michelle Patriquin

Abdul Razzak Abdul Aziz

Lee C Rogers

Brian Schmidt

Laura Shin

Matt Sideman

Peta Tehan

Loretta Vileikyte

Dane Wukich

COURSE DIRECTORS




Brian D. Lepow
DPM

Baylor College of Medicine
Course Director



Miguel Montero-Baker
MD

Houston Methodist
Course Director



Bijan Najafi
PhD, MSc

Baylor College of Medicine
Course Director



Alexander M. Reyzelman
DPM

University of California
San Francisco
Course Director



Laura Shin
DPM, PhD

Keck School of Medicine
of USC
Course Director



Information & CME

DFCon2022

22nd edition of the Interdisciplinary
Global Diabetic Foot Conference

WELCOME

PROGRAM

FACULTY

INFO & CME

POSTERS

SPONSOR/EXHIBITOR



Conference Information

DFCon Secretariat CAP Partner

Nordre Fasanvej 113, 2
2000 Frederiksberg
Denmark
dfcon@cap-partner.eu

Conference Entitlements

The registration fee includes admission to the full conference program, program book and electronic abstract book (see further information below). Breakfast during breakfast symposia, lunch, coffee breaks and welcome reception are also included in the registration fee.

Badges

All participants should wear their name badge in the conference area at all times. The badge must be visible.

Welcome and Poster Reception

The Welcome and Poster Reception will take place in the exhibition area on Thursday, September 29, from 5:30 pm.

Abstract Book and Poster Area

Accepted abstracts for DFCon22 are available on dfcon.com and on the virtual conference platform. Posters will be displayed on the virtual conference platform and in the exhibition area at the venue, during the conference days.

Information for Poster Presenters

Posters should be mounted from Thursday, September 29, between 7:00 am and 10:10 am (the first coffee break) at the latest. The DFCon Secretariat will provide all necessary equipment for mounting of posters.

Posters can be removed after the last session on Saturday, October 1, from 1:30 pm to 2:30 pm. Kindly note that the DFCon Secretariat takes no responsibility for left or damaged posters.

Conference Hours

Thursday, September 29

From 07:00 am	Registration and Breakfast Symposia
08:10 am – 05:30 pm	Scientific Sessions
05:30 pm – 06:30 pm	Welcome & Poster Reception

Friday, September 30

07:00 am – 08:00 am	Registration and Breakfast Symposia
08:10 am – 05:15 pm	Scientific Sessions

Saturday, October 1

From 07:00 am	Registration and Breakfast Symposium
08:10 am – 04:30 pm	Scientific Sessions

Accreditation Statements

The Keck School of Medicine of the University of Southern California is accredited by the Accreditation Council for Continuing Medical Education (ACCME) to provide continuing medical education for physicians.

This activity has been planned and implemented in accordance with the standards and requirements for approval of providers of continuing education in podiatric medicine

through a joint provider agreement between the American Podiatric Medical Association (APMA) and Keck School of Medicine (KSOM) of USC. APMA is approved by the Council on Podiatric Medical Education as a provider of continuing education in podiatric medicine. APMA has approved this activity for a maximum of 17.5 continuing education contact hours.

Credit Designation

The Keck School of Medicine of the University of Southern California designates this live activity for a maximum of 17.5 *AMA PRA Category 1 Credits™*. Physicians should claim only the credit commensurate with the extent of their participation in the activity.

CME / CEU Certificate

1: Log-in

 Visit
keckusc.cloud-cme.com

Click on the certification button of the program you attended. Log-in using your email and password.

2: Complete Online Evaluation

Feedback is important which is why we strongly encourage all attendees to participate in the online evaluation.

3: Download and Print Certificate

By clicking submit you will be prompted to enter your participation credits, download and print your certificate.

For questions or concerns please contact:

Secretariat for Continuing Medical Education

Keck School of Medicine of USC
1540 Alcazar Street, CHP 223
Los Angeles, CA 90033



Poster Overview

DFCon2022

22nd edition of the Interdisciplinary
Global Diabetic Foot Conference

WELCOME

PROGRAM

FACULTY

INFO & CME

POSTERS

SPONSOR/EXHIBITOR

Poster Overview



See website
dfcon.com/abstracts

Please see all virtual poster presentations in the virtual conference app and the display of paper posters in the exhibition area at the conference venue.

Nr.	Title	Authors	Country
P01	THE EFFICACY OF AN AUTOLOGOUS BLOOD CLOT, IN THE TREATMENT OF DIABETIC FOOT ULCERS – A REGISTRY TRIAL	Maxim Gurevich Marie Williams David Davidson Naz Wahab Jessie Hawkins Robert Snyder	United States
P02	RISK FACTORS ASSOCIATED WITH POSTOPERATIVE MORTALITY AFTER MINOR NON-TRAUMATIC FOOT AMPUTATION: A SYSTEMATIC REVIEW	Chia-Ding Shih Sarah Luettgen Hargun Oberai Pavan Shrestha Krishna Patel David G. Armstrong	United States
P03	THE EFFECT OF LOWER LIMB PROSTHESIS USE ON FUNCTION OF THE INTACT FOOT: A SCOPING REVIEW	Carol Kurth Saaniya Farhan Claudia Moreno Romero Katherine Leininger Uchechukwu Ukachukwu Noah Rosenblatt	United States
P04	ASSOCIATIONS BETWEEN SPECIALTY CARE, LIMB SALVAGE, AND SURVIVAL AMONG PATIENTS WITH DIABETIC FOOT ULCERS	Yingzhou Liu Jamie LaMantia Menggang Yu Meghan Brennan	United States
P05	MANAGEMENT AND OUTCOMES OF HALLUCIAL SESAMOID OSTEOMYELITIS	Cameron Meyer Jeffrey Manway Patrick Burns	United States
P06	MODIFIED FLAP CLOSURE FOR VERTICAL CONTOUR CALCANEOTOMY: A CASE SERIES	Jacob Nasser Wagih Kaleen Rupinder Boora	United States
P07	THE EFFECT OF DIABETES MELLITUS ON LOWER EXTREMITY BURN RECOVERY	Sheldon McCown Elliot Walters Alen Palackic Camila Franco-Mesa Steven Wolf	United States
P08	10 KHZ SPINAL CORD STIMULATION PROVIDES SIGNIFICANT, DURABLE SYMPTOM RELIEF FOR PATIENTS WITH PAINFUL DIABETIC NEUROPATHY: 24-MONTH RESULTS	Erika Petersen Thomas Stauss James Scowcroft Michael Jaasma Judith White Shawn Sills Kasra Amirdelfan Maged Guirguis Jijun Xu Cong Yu Ali Nairizi Denis Patterson Vincent Galan Richard Bundschu Neel Mehta Dawood Sayed Shivanand Lad David DiBenedetto Khalid Sethi Paul Wu Charles Argoff Christian Nasr Rod Taylor David Caraway Nagy Mekhail	United States
P09	CORRELATION BETWEEN NEAR-INFRARED (NIRS) SPECTROSCOPY AND CONVENTIONAL NON-INVASIVE VASCULAR TESTING (NIVT)	Jorge Caro Thomas Clavijo Alexandria Armstrong Vincent Rowe	United States

Nr.	Title	Authors	Country
P10	CLINICAL EFFECTIVENESS OF OVINE FORESTOMACH MATRIX GRAFT IN COMPLEX LOWER EXTREMITY RECONSTRUCTION AND LIMB SALVAGE	Brandon Bosque Howie Que James Geiger Mark Melin Richard Kaufman Igor Zilberman Nooshin Zolfaghari James Longobardi Joseph Skurka	United States
P11	THE POWER OF EXERCISE THERAPY AND BRINGING FLOW TO THE TOES	Jeffrey Schoess Bijan Najafi Naima Rodriguez Maria Noun Moin Atique Jose Wandemberg	United States
P12	HEEL WOUNDS: USING A LATERAL EXTENSILE INCISION OF THE CALCANEUS TO EXPAND COVERAGE AND UTILITY OF FASCIOTOMY ROTATION FLAPS OF THE POSTERIOR LEG	Robert Joseph Carol Kurth Katia Leon Sarah Langer Joshua Harbert Katherine Leininger Maream Nori Motasem Salamah Gregory Derk Roxana Cociu	United States
P13	PERONEUS LONGUS TO PERONEUS BREVIS TENDON TRANSFER PROCEDURE TO TREAT 1ST SUB-METATARSAL DIABETIC ULCER: A CASE REPORT	Anna Hronek Julio Hernandez Sean Cooley	United States
P14	OUTCOMES IN CHRONICALLY ANTICOAGULATED PATIENTS UNDERGOING SPLIT-THICKNESS SKIN GRAFTING FOR DIABETIC FOOT ULCERS	Sheldon McCown Elliot Walters Alen Palackic Camila Franco-Mesa Steven Wolf	United States
P15	REDUCTION IN COSTS, HOSPITALIZATIONS, AND AMPUTATIONS WHEN CYCLICAL PRESSURIZED TOPICAL OXYGEN IS USED TO HEAL DFU'S	Ronald Guberman Matthew Reguluski Matthew Garoufalos	United States
P16	TOPICAL APPLICATION OF A NOVEL ANTI-PROKARYOCYTIC AGENT BISPHOSPHOCIN® NU-3 FOR INFECTED DIABETIC FOOT ULCERS (IDFU): ANALYSIS OF A RANDOMIZED, DOUBLE-BLIND, PLACEBO-CONTROLLED, DOSE ESCALATING STUDY	Sumita Paul, MD, MPH Steve Parkinson	United States
P17	MUSCLE FREE FLAPS FOR TOTAL ANKLE ARTHROPLASTY PATIENTS WITH SOFT TISSUE COMPROMISE	Arman Fijany McKenna Chalman Sofia Olsson Michael Downey Max Pekarev	United States
P18	KINEMATIC GAIT ANALYSIS IN ADULTS WITH PERIPHERAL NEUROPATHY: A PROSPECTIVE QUANTITATIVE COMPARATIVE STUDY	Holly Shan Firras Garada Charli Pogany Sukhjeevan Nijhar Jayson Atves	United States
P19	LIGNIN COMPOSITES WITH SUSTAINED OXYGENATION AND ANTIOXIDANT PROPERTIES IMPROVE NEOVASCULARIZATION AND HEALING OF DIABETIC WOUNDS	Oluyinka Olutoye II Benjamin Padon Aditya Kaul Lane Yutzy Fayiz Faruk Emmanuel Ebrim Phillip Kogan Olivia Jung Ling Yu Hui Li Jangwook Jung Swathi Balaji	United States
P20	SEX-SPECIFIC DIFFERENCES IN SPATIOTEMPORAL GAIT MEASUREMENTS STRATIFIED BY AGE	Holly Shan Firras Garada Jayson Atves	United States
P21	TREATMENT OF DIABETIC FOOT ULCERS USING AUTOLOGOUS ADIPOSE TISSUE	Ahmed Zobi Zachary Rasor David Armstrong Charles Zelen	United States

Nr.	Title	Authors	Country
P22	THE USE OF FRAGMENTED AND INTACT FISH SKIN GRAFTS IN NECROTIZING INFECTIONS FOR LIMB SALVAGE	Ian Barron	United States
P23	ASSOCIATION BETWEEN PERCEIVED SOCIAL SUPPORT AND PREVENTIVE FOOT CARE AMONG ADULTS LIVING WITH DIABETES	Jeffrey Tolson Shannon Knapp Marcos Schechter Maya Fayfman Meghan Brennan David G. Armstrong Tze-Woei Tan	United States
P24	SURGICAL OFFLOADING OF TOES VIA FLEXOR TENOTOMIES: A SYSTEMATIC REVIEW	Ryan Crews Makayla Sanchez Motasem Salamah Sonia Chuang Stephen Polacek Adam Fleischer	United States
P25	SUCCESSFUL DIABETIC LIMB SALVAGE UTILIZING A NOVEL FISH SKIN GRAFT – A CASE REPORT	Mark Suski	United States
P26	THE EFFECT OF CONTINUOUS DIFFUSION OF OXYGEN ADJUNCT THERAPY FOR SURGICALLY CLOSED WOUNDS IN ISCHEMIC DIABETIC FOOT PATIENTS – A PILOT RANDOMIZED CONTROLLED TRIAL STUDY	Pedram Bayat Alejandro Zulbaran-Rojas Catherine Park Rasha Bara Areli Flores Camargo Jeffrey A. Ross Brian Lepow Bijan Najafi	United States
P27	ADDRESSING SURGICAL WOUND DEHISCENCE IN TOTAL ANKLE ARTHROPLASTY REVISION WITH AFRAGMENTED ACELLULAR FISH SKIN GRAFT: A CASE STUDY	Conor Salvino Jonathan Hook	United States
P28	THE APPLICATION OF INDOCYANINE GREEN FLUORESCENCE ANGIOGRAPHY IN LIMB SALVAGE	Emily Shibata Alex Dinkchian	United States
P29	FRAGMENTED ACELLULAR FISH SKIN GRAFT AUGMENTED WITH BONE MARROW ASPIRATE: A CASE STUDY	Conor Salvino Jonathan Hook	United States
P30	ACELLULAR FISH SKIN GRAFT IN THE USE OF CHRONIC DIABETIC FOOT WOUNDS: A CLINICAL CASE SERIES	Conor Salvino Jonathan Hook	United States
P31	UTILIZING FRAGMENTED ACELLULAR FISH SKIN GRAFTS IN BLUNT FORCE TRAUMA ON OPEN ANKLE FRACTURE	Conor Salvino Jonathan Hook	United States
P32	DEPRESSION IS UNDERDIAGNOSED IN PATIENTS UNDERGOING TREATMENT FOR LIMB PRESERVATION	Katherine Welch Sydney Browder Stephen Heisler Shrunjay Patel William Marston Luigi Pascarella Jacob Wood Brian Rayala Katharine McGinagle	United States
P33	THE ROLE OF SILICONE GEL IN DIFFICULT-TO-HEAL DIABETIC FOOT ULCERS	Jaminelli Banks	United States
P34	MEASURING CLEAN BONE MARROW SPECIMENS IN DIABETIC FOOT OSTEOMYELITIS TO IMPROVE SURGICAL MANAGEMENT OUTCOMES	David Griffin Shelby Busch Andrew Hu Brian Kuklok Krysta St. Michell John Tabb Jina Makadia Hiro Park Jessica Davis David Louie	United States
P35	COMBINING NEGATIVE PRESSURE WOUND THERAPY AND PROGRESSIVE BEDSIDE WOUND CLOSURE	Nathan Graves Blake Wallace	United States

Nr.	Title	Authors	Country
P36	UNDERSTANDING AND AVOIDING POSTOPERATIVE PERI-INCISIONAL SKIN NECROSIS	Vilayvanh Saysoukha	United States
P37	NON-ELECTIVE REVASCULARIZATION IS ASSOCIATED WITH WORSE OUTCOMES IN PATIENTS WITH TISSUE LOSS	Ahmed Naiem Ariane Bergeron Kent MacKenzie Daniel Obrand Oren Steinmetz Jason Bayne Heather Gill Elie Girsowicz	Canada
P38	USING CTOT AND LEVERAGING A DIGITAL PLATFORM, CHANGES HOW AND WHERE WE DELIVER WOUND CARE WHILE OPTIMIZING BOTH CLINICAL OUTCOMES AND LIMITED RESOURCES.	Aliza Lee, DPM, MS, ABPM	United Kingdom
P39	INTER-DIGITAL CHRONIC PAINFUL CALLOUS ULCER IN DIABETIC FOOT	Taweesak Srikummoon	Thailand
P40	VIBRATING INSOLE THERAPY IMPROVES PLANTAR SENSATION IN PATIENTS WITH TYPE II DIABETES MELLITUS AND ADVANCED PERIPHERAL NEUROPATHY IN THE SHORT AND LONG TERM.	Liezel Ennion Juha Hijmans	South Africa
P41	PATIENTS, CARERS AND HEALTHCARE PROFESSIONALS' PERSPECTIVES ON A PATIENT-OWNED SURVEILLANCE SYSTEM FOR DIABETIC FOOT ULCER CARE: A QUALITATIVE STUDY	Zhiwen Joseph LO Bryan Chong Elaine Tan Desmond Ooi Huiling Liew Wai Han Hoi Yuan Teng Cho Kyle Wu Naren Surendra Maleyka Mammadova Audrey Nah Victor Goh Josip Car	Singapore
P42	USE OF HOME-BASED NEGATIVE PRESSURE WOUND THERAPY IN DIABETIC LIMB SALVAGE	Aaron Teo Zhiwen Joseph Lo	Singapore
P43	TARGETING THE INTACT SKIN SURROUNDING WOUNDS (ISSW) TO HEAL DIABETIC FOOT ULCERS: OUR EARLY EXPERIENCE WITH RED DEER UMBILICAL CORD LINING MSC CONDITIONED MEDIA [SOLLAGEN(TM)]	Francis Keng Lin Wong Claire Lin Kimberley Leow Siti Nurfarahdillah Abdul Razak Gerard Evans Chiam Shiqi Bradley Yuen Leighton Cheng Leon Alvis	Singapore
P44	RESULTS OF THE PHASE 1 OPEN-LABEL SAFETY STUDY OF UMBILICAL CORD LINING (CORLICYTE®) TO HEAL CHRONIC DIABETIC FOOT ULCERS	Cecilia Low Wang Tae Chong Garrett Moore Amanda Miller-Sarmento James Carter David Mathes Brian Freed	Singapore
P45	SENSORIMOTOR AND AUTONOMIC NEUROPATHY CAN PREDICT THE DELAY OF POSTSURGICAL WOUND HEALING IN DIABETIC FOOT PATIENTS	Tatiana Zelenina Vladimir Salukhov Aleksandr Zemlianoi Gleb Kalashnikov	Russian Federation
P46	PEDAL ACCELERATION TIME (PAT) AND TRANSCUTANEOUS OXYGEN PRESSURE (TCPO2) CORRELATION IN MEXICAN DIABETIC FOOT PATIENTS	JOSE RAMON GARCIA-ALVA Daniela Fernandez-Alva Carlos A Hinojosa	Mexico
P47	A NEW STRATEGY TO ENHANCE WOUND HEALING OF DIABETIC FOOT ULCERS BASED ON THE NOVEL PROMOTION MECHANISM OF GLYCOMETABOLISM BY LOCAL LOW-FREQUENCY VIBRATION	Daijiro Haba Qi Qin Takeo Minematsu Hiromi Sanada Gojiro Nakagami	Japan

Nr.	Title	Authors	Country
P48	THE EFFECTIVENESS OF PREVENTIVE FOOT CARE WITH THERMOGRAPHY-BASED RISK ASSESSMENT ON THE RECURRENCE OF DIABETIC FOOT ULCERS IN INDONESIA: AN OPEN-LABELED RANDOMIZED CONTROLLED TRIAL	Qi Qin Makoto Oe Gojiro Nakagami Junko Sugama Hiromi Sanada Suriadi Jais	Japan
P49	PRELIMINARY RESULTS OF A RANDOMIZED CONTROLLED TRIAL COMPARING BETWEEN NEGATIVE PRESSURE WOUND THERAPY (NPWT) AND COPPER OXIDE DRESSINGS (COD) MANAGEMENT OF DIABETIC FOOT WOUNDS.	Gadi Borkow Tohar Roth Eyal Melamed	Israel
P50	TOPICAL CONTROLLED WARM OXYGEN THERAPY DELIVERED THROUGH A NOVEL DEVICE (KADAM™) TO TREAT DIABETIC FOOT ULCERS	Sanjay Sharma Anirudh V Deepak Kamat Maruthy kn	India
P51	DEVELOPMENT OF ADHERENT PLASMA BASED HYDROGELS FOR TREATMENT OF CHRONIC AND DIABETIC ULCERS/ WOUNDS	Ritvish Gupta Devendra Verma	India
P52	DIABETIC FOOT ABSCESS DURING THE COVID-19 PANDEMIC. CURSE OR BLESSING? IS THIS A NEW CHALLENGE? A SINGLE CENTER STUDY	Tigla Alexandru	Germany
P53	IMPACT OF ACUTE HYPERGLYCEMIC CRISIS EPISODE ON SURVIVAL OF INDIVIDUALS WITH DIABETIC FOOT ULCER USING A MACHINE LEARNING APPROACH	Deng Liling Wuquan Deng David G. Armstrong	China
P54	CANAGLIFLOZIN PROMOTES OSTEOBLASTIC MC3T3-E1 DIFFERENTIATION VIA AMPK/RUNX2 AND IMPROVES BONE MICROARCHITECTURE IN TYPE 2 DIABETIC MOUSE MODELS	Peiyang Song Shunli Rui Tianyi Chen Yu Ma Wuquan Deng	China
P55	PRP-EXOS MEDIATED S1P/S1PR1 PROMOTED WOUND HEALING AND ANGIOGENESIS VIA AKT/FN1 PATHWAY TO UP-REGULATE VEGF IN DIABETIC MOUSE MODEL	Tianyi Chen Shunli Rui Peiyang Song Yu Ma Wuquan Deng	China
P56	MULTICENTER, RANDOMIZED CONTROLLED CLINICAL INVESTIGATION EVALUATING A UNIQUE MICRO WATER JET TECHNOLOGY DEVICE VERSUS STANDARD DEBRIDEMENT IN THE TREATMENT OF DIABETIC FOOT	David G. Armstrong Dennis P. Orgill Robert D. Galiano Paul M. Glat Lawrence A. DiDomenico Marissa J. Carter Charles M. Zelen	United States
P57	A MULTI-CENTER, SINGLE-BLINDED RANDOMIZED CONTROLLED CLINICAL TRIAL EVALUATING THE EFFECT OF RESORBABLE GLASS FIBER MATRIX IN THE TREATMENT OF DIABETIC FOOT ULCERS	David G. Armstrong Dennis P. Orgill Robert D. Galiano Paul M. Glat Lawrence A. DiDomenico Marissa J. Carter Charles M. Zelen	United States
P58	A SINGLE ARM PROSPECTIVE FEASIBILITY STUDY EVALUATING WOUND CLOSURE WITH A UNIQUE DEVICE THAT PROVIDES INTERMITTENT PLANTAR COMPRESSION AND OFFLOADING IN THE TREATMENT OF NON-HEALING DIABETIC FOOT ULCERS	David G. Armstrong Adam L. Isaac Zachary Rasor Marissa J. Carter Charles M. Zelen	United States

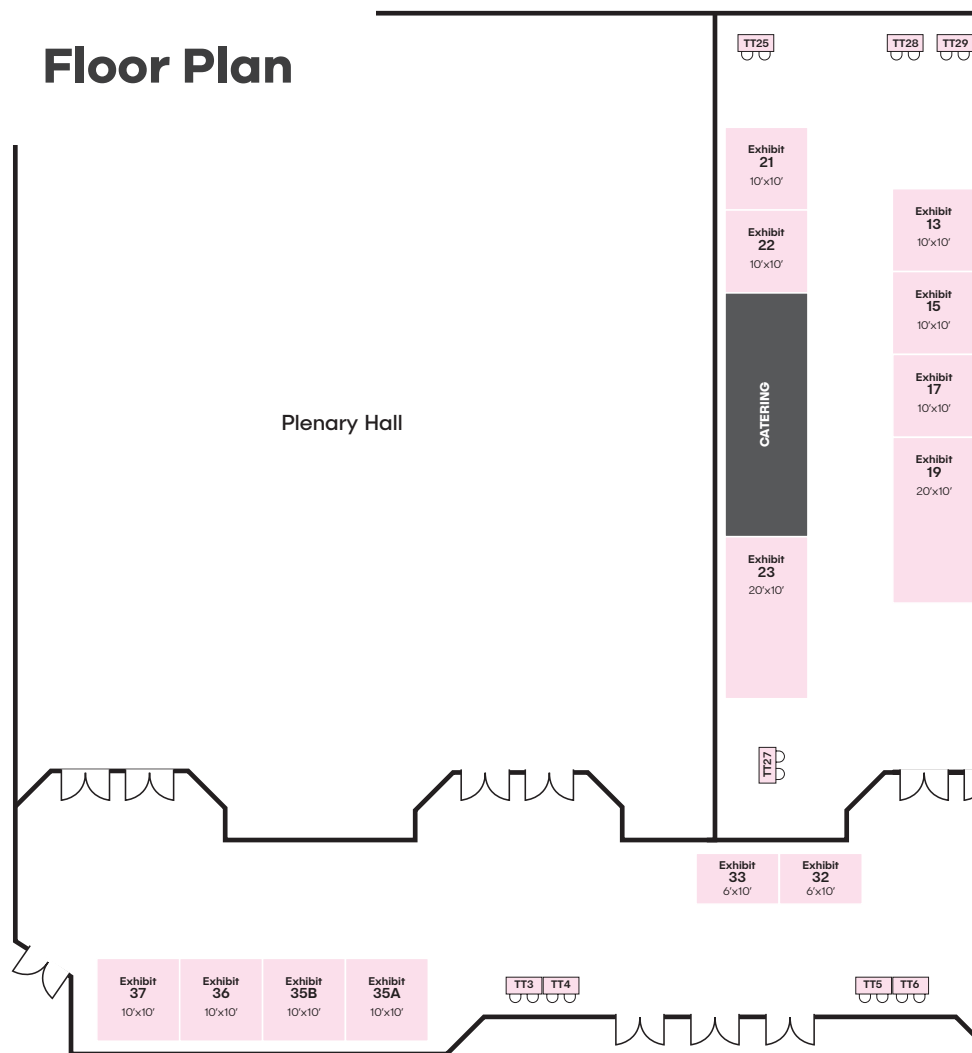
Sponsors & Exhibitors

DFCon2022

22nd edition of the Interdisciplinary
Global Diabetic Foot Conference

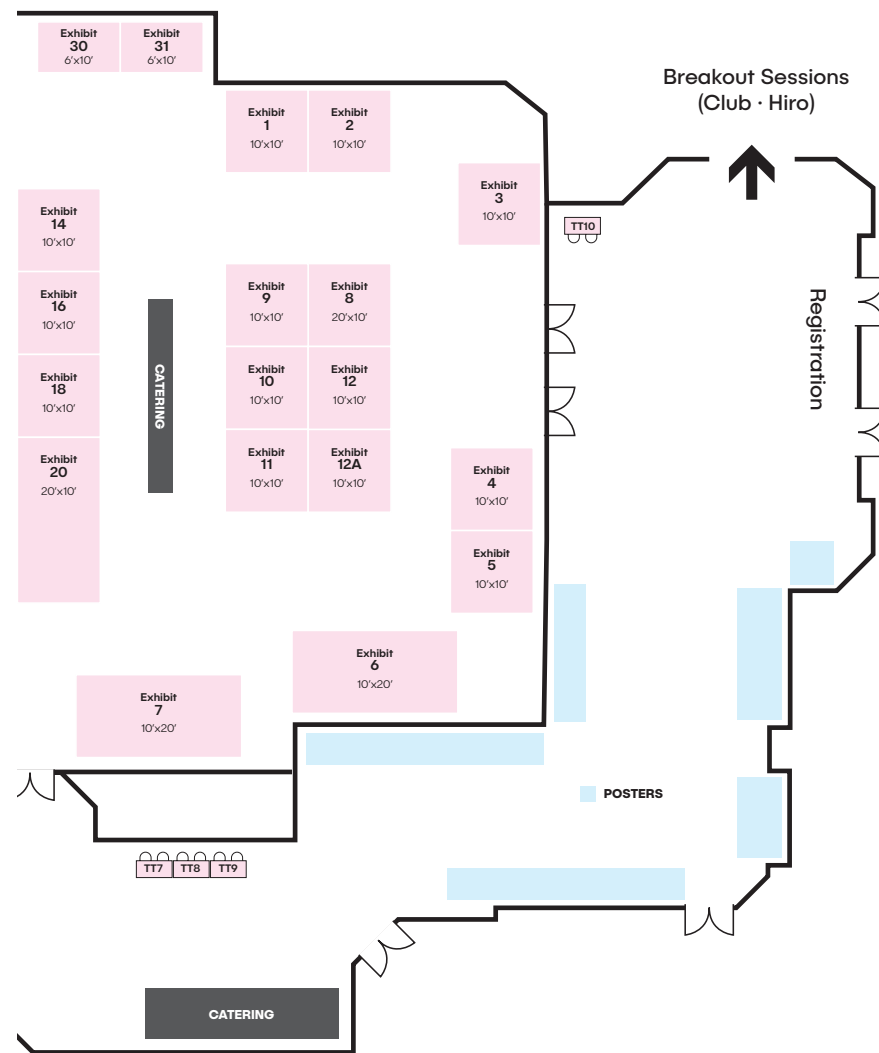
Floor Plan

Plenary Hall



Abbott	5
Abbott	3
Acera Surgical Inc.	16
American Limb Preservation Society (ALPS)	35B, TT10
Advanced Oxygen Therapy Inc. (AOTI)	7
AROA Biosurgery	17
Averitas Pharma	18, 20
Biocomposites	TT29
Bioventus	13

BLUEWAVE Technologies, Inc.	TT28
BONESUPPORT Inc.	TT27
Boston Scientific	6
CellResearch Corporation	35A
Compedica Limited	10
Cook Medical	TT5
DEFENDER	14
Designs for Vision, Inc.	TT8
Geistlich Pharma N.A.	23
GelSana Therapeutics	TT6



Janssen Pharmaceuticals	19
Kerecis	36, 37
Medaxis Swiss Medical Technology	31
Metalogix	30
MiMedx	2
Modulim	TT9
MolecuLight Inc.	8
MTF Biologics	22
Nabriva Therapeutics US, Inc.	TT3

Natrox Wound care	9
Nevro	12
Perimed	12A
Phoenix NeuroStim Therapeutics	TT4
PolyNovo North America	32
Regenerative Labs	21
RegenLab USA	11
Terumo Blood and Cell Technologies	15

Non-CME Symposia

September 29, 2022

Breakfast	07:00 - 08:00	Room: B2 (Club)
Perimed	Chair: Maltha Anatasha Speakers: Lena Åredal (Sweden) Björn Bakken (Sweden) Samuel Pakvis (United States)	"Do you have what it takes to make the cut?" Evidence Based Revascularization demands Comprehensive Limb Staging

Lunch	1:10 - 2:10	Room: Plenary
Averitas Pharma	David G. Armstrong, DPM, PhD (USA) Thuan P. Le, MD (USA)	Fighting Fire with Fire! Addressing Care Challenges and Treatments For Painful Diabetic Peripheral Neuropathy of the Feet

September 30, 2022

Breakfast	07:00 - 08:00	Room: B1 (Hiro)
Geistlich Medical	David G. Armstrong, DPM, PhD (USA)	Multicenter Randomized Controlled Clinical Investigation evaluating a Unique Advanced Wound Matrix versus Standard of Care in the treatment of DFUs.

Breakfast	07:00 - 08:00	Room: B2 (Club)
Compedica	Adam L. Isaac, DPM	Harnessing the power of perfusion in the treatment of chronic DFUs - Feasibility study results

Lunch	1:00 - 2:00	Room: P
Advanced Oxygen Therapy Inc.	Chair: Andrew J.M. Boulton, MD, DSC (HON), FACP, FRCP, President, International Diabetes Association, Professor of Medicine, University of Manchester, Manchester, U.K. Speakers: Dane Wukich, M.D. Dr. Charles F. Gregory Distinguished Chair in Orthopedic Surgery, University of Texas Southwestern Medical Center, Dallas, USA Mike Griffiths, DProf, DMS, CRT, FRSM, FCMI, CEO and Medical Director, Advanced Oxygen Therapy Inc., Oceanside, USA	Reducing Hospitalizations and Amputations while Improving Health Inequalities with Topical Wound Oxygen (TWO2) at home Therapy

October 1, 2022

Breakfast	07:00 - 08:00	Room: B1 (Hiro)
Cell Research Corporation	Opening remarks: Dr David G. Armstrong A brief history of cell therapy to treat chronic ulcers: Dr Paul Kemp (pre-recorded) Corlicyte - A Phase I study in DFU using mesenchymal stem cells: Dr Brian Freed Sollagen: A genie in a bottle for diabetic foot? Dr Francis Wong	Best foot forward: Stem cell therapy as a new hope for diabetic foot health

Breakfast	07:05 - 07:50	Room: Plenary
Abbott	Dr. David G. Armstrong Dr. William Padula Dr. Jeff Nelson	Feed the "Sole": Strategies to Optimize Nutrition for Limb Preservation Programs

Lunch	12:30 - 01:30	Room: Plenary
Janssen Pharmaceuticals	Matthew Budoff, MD (USA)	XARELTO® : Vascular Dose: in Adult Patients With CAD and/or PAD: Results From The VOYAGER PAD and COMPASS Trials

B Breakout Rooms
 B1 Hiro Room
 B2 Club Room
 P Plenary

Non-CME Workshops

September 29, 2022

Workshop A	Thursday 2:20 - 3:20	Room: B2 (Club)
Nevro	Session chair: David Armstrong, DPM, PhD, MD Speakers: David Armstrong, DPM, PhD, MD David Caraway, PhD, MD, Nevro Chief Medical Officer	Stimulating Results for New Painful Diabetic Neuropathy (PDN) Treatment with Nevro HFX™

Workshop B	Thursday 3:20 - 3:50	Room: B1 (Hiro)
Defender	Chair: Jason R. Hanft, DPM, FACFAS Speakers: Michael DiTullo, USA Jason Hanft, USA	Modern off-loading

Workshop C	Thursday 3:50 - 4:20	Room: B1 (Hiro)
RegenLab	Speaker: Dr. Andrew Samuel, Medical Affairs Director RegenLab	RegenLab: Latest Advancements of PRP in Wound Care

Workshop D	Thursday 3:20 - 4:20	Room: B2 (Club)
Kerecis	Speaker: Dr. Lee Rogers	From Fins to Feet: How Fish Skin Can Save Limbs from Amputation

September 30, 2022

Workshop E	Friday 4:15 - 5:15	Room: B1 (Hiro)
Boston Scientific	Dr. Anahita Dua MD, MS, MBA, FACS Dr. Sara-Rose Sauld, DPM	Unlikely Animal Friendships: The bond between a podiatrist and vascular surgeon

Workshop F	Friday 4:15 - 5:15	Room: B2 (Club)
Abbott	Session chair: Nick West (Abbott Vascular Chief Medical Officer) Speakers: Michael Conte (USA), David G. Armstrong (USA) Matthew Bunte (USA)	Head over Heels: Patient Positioned Pontification on Unmet Clinical Needs in PAD-CLTI

B Breakout Rooms
 B1 Hiro Room
 B2 Club Room
 P Plenary

Exhibitor Directory



Abbott is a global healthcare leader that helps people live more fully at all stages of life. Our portfolio of life-changing technologies spans the spectrum of healthcare, with leading businesses and products in diagnostics, medical devices, nutritionals and branded generic medicines. Our 109,000 colleagues serve people in more than 160 countries.

www.AbbottNutrition.com
n/a
6.146.247.677
Booth 5



Abbott is a global healthcare leader that helps people live more fully at all stages of life. Our portfolio of life-changing technologies spans the spectrum of healthcare, with leading businesses and products in diagnostics, medical devices, nutritionals and branded generic medicines. Our 109,000 colleagues serve people in more than 160 countries.

www.cardiovascular.abbott/us/en/home.html
Booth 3



Restrata is a fully synthetic hybrid-scale fiber matrix, indicated for a variety of wounds. Restrata is manufactured with a fibrous structure with high porosity. As the wound healing process progresses, Restrata completely degrades via hydrolysis, leaving native tissue in its place.

www.acera-surgical.com
info@acera-surgical.com
844-879-2237
Booth 16



Our mission is to eliminate preventable amputations by promoting interdisciplinary approaches to limb preservation, advance the science, and mentoring the next generation of limb preservationists. DFCon is the annual conference of ALPS and the venue for you to meet our leadership. Visit us in booth #35B!

www.limbpreservationsociety.org
info@alpslimb.org
+1 706-614-2429
Booth 35B and TT10



Advanced Oxygen Therapy Inc. (AOTI) is Advancing Health Equity and Addressing Disparities with its cyclical-pressurized Topical Wound Oxygen (TWO2) therapy that is RCT & RWE proven to heal chronic wounds more durably, resulting in significant reductions in hospitalizations and amputations.

www.aotinc.net
mike.griffiths@aotinc.net
+1 760 431 4700
Booth 7



Aroa Biosurgery is a soft-tissue regeneration company that develops, manufactures, and distributes medical and surgical products to improve healing in complex wounds and soft tissue reconstruction. Founded in 2008, Aroa Biosurgery is headquartered in Auckland, New Zealand.

www.aroabio.com
customerservice@aroabio.com
(877) 627-6224
Booth 17



Guided by the patient voice, Averitas is a trusted and transparent partner, that strives to enable people with pain associated with postherpetic neuralgia and diabetic peripheral neuropathy of the feet to live and feel more like their true selves.

www.averitaspharma.com
medinfo@averitaspharma.com
1-877-900-6479
Booth 18, 20



At Biocomposites, we are distinct in that our team of specialists is singularly focused on the development of innovative calcium compounds for surgical use. Our innovative products are at the forefront of calcium technology and range from bone grafts to matrices that can be used in the presence of infection. We are proud to be driving improved outcomes across a wide range of clinical applications, in musculoskeletal infection, trauma, spine and sports injuries, for surgeons and patients alike.

www.biocomposites.com
marketing@biocomposites.com
910-350-8015
Booth TT29








Bioventus is a global leader of innovations for active healing. Through a combination of internal product development, product/business acquisition, and distribution agreements, we will bring to market products which address a growing need for clinically effective, cost efficient, minimally invasive medical treatments, that engage and enhance the body's natural healing processes.

www.bioventus.com
CustomerServiceUSA@bioventusglobal.com
Toll-free 800-836-4080
Booth 13



BLUEWAVE is an important new addition to the amputation prevention team's toolkit. Through dry, room-temperature disinfection of patient devices (e.g., shoes, inserts, offloading boots), BLUEWAVE is designed to prevent recontamination of wounds when patients don their devices.

clinic.mybluewave.com
info@mybluewave.com
352-474-5489
Booth TT28

	<p>BONESUPPORT manufactures CERAMENT G, the first & only FDA authorized combination antibiotic-eluting bone graft substitute. CERAMENT G remodels to bone & locally elutes Gentamicin to protect bone healing to help significantly reduce the recurrence of infection & improves patient outcomes.</p> <p>www.bonesupport.com us.sales@bonesupport.com (877) 719-6718 Booth TT27</p>
	<p>Boston Scientific transforms lives through innovative solutions that improve the health of patients around the world. As a global medical technology leader for over 40 years, we advance science for life by providing a broad range of performance solutions that address unmet patient needs and reduce health care costs.</p> <p>www.bostonscientific.com juan.ortiz@bsci.com 786-316-1938 Booth 6</p>
	<p>Global leaders in cord lining stem cell technology developing products leveraging the regenerative power of these cells to treat a variety of chronic wound indications</p> <p>www.cellresearchcorp.com/work info@cellresearchcorp.com +65 6444 9968 Booth 35A</p>
	<p>We're Compedica™ – a UK-based medical device technology company dedicated to developing innovative product solutions that harness the healing power of blood flow to help healthcare professionals prevent and treat Diabetic Foot Ulcers (DFUs). We're focused on keeping Diabetic patients protected, mobile and moving forward on their journey, one step at a time.</p> <p>www.compedica.com/ info@compedica.com +1 814 208 4264 Booth 10</p>
	<p>Since 1963, Cook Medical has worked closely with physicians to develop technologies that eliminate the need for open surgery. Today we invent, manufacture and deliver a unique portfolio of medical devices to the healthcare systems of the world. Serving patients is a privilege, and we demand the highest standards of quality, ethics and service. We have remained family owned so that we have the freedom to focus on what we care about: patients, our employees and our communities.</p> <p>Find out more at CookMedical.com and for the latest news, follow us on Twitter, Facebook and LinkedIn.</p> <p>CookMedical.com CustomerSupport@CookMedical.com 8123305494 800.457.4500 (Toll-free in U.S. and Canada) Booth TT5</p>

	<p>Foot Defender was designed by an int'l recognized podiatrist and an iconic footwear designer, with the intent to create a stylish, protective solution that patients with diabetic foot ulcers are willing to wear. PDAC approved L4361</p> <p>footdefender.com jhanft@defenderops.com +1-305-204-7203 Booth 14</p>
	<p>See the Visible Difference® in wound care with Designs for Vision's REVEAL – Visualizing bacteria is real time.</p> <p>www.designsforvision.com info@dvimail.com +1 631-585-3300 Booth TT8</p>
	<p>Geistlich Pharma North America brings the leader in regenerative dentistry directly to the United States and Canada. For 160 years, our respected family-owned Swiss parent company has pioneered technological advances that make regenerative treatment, with safe and naturally sourced biomaterials, the preferred choice for clinical predictability.</p> <p>www.geistlich-na.com info@geistlich-na.com Toll-free 855-799-5500 Booth 23</p>
	<p>GelSana's novel hydrogel technology helps reduce inflammation at the wound site through the power of chemistry, providing improved healing time. GelSana hydrogels can provide sustained delivery of therapeutics over time, promoting even faster healing.</p> <p>www.gelsanatherapeutics.com info@gelsanatherapeutics.com (216) 502-0901 Booth TT6</p>
	<p>As a leading pharmaceutical company in the United States, we focus our innovation on some of the most devastating diseases and the most complex medical challenges of our time, across six therapeutic areas: Cardiovascular & Metabolism, Immunology, Infectious Diseases & Vaccines, Neuroscience, Oncology, Pulmonary Hypertension</p> <p>www.janssen.com 1-800-526-7736 Booth 19</p>
	<p>Kerecis Omega3 is intact fish skin rich in naturally occurring Omega3 polyunsaturated fatty acids. When grafted onto damaged human tissue such as a burn or a diabetic wound, the material recruits the body's own cells and is ultimately converted into living tissue.</p> <p>www.kerecis.com</p> <p>info@kerecis.com +1 703 287 8752 Booth 36+37</p>



The micro water jet technology has been developed and manufactured in Switzerland. Medaxis is a Swiss company specialized in the development, production and international sales of high-quality medical devices and systems for modern wound treatment.

Medaxis is actively committed to enhancing the quality of life of patients who live with acute or chronic wounds.

www.medaxis.us
info@medaxis.ch
+41 62 823 88 00
Booth 31



Metalogix Revolution is an all-in-one, definitive treatment system for long-bone trauma, Charcot, foot and ankle, and congenital deformities. Metalogix is the first to design and patent the open ring fixation concept to market, redefining the standard of care. Think outside the circle with Revolution.

www.metalogixortho.com
info@metalogix.life
(833) 659-2019
Booth 30



MicroVascular Tissues, Inc. (MVT) is an evidence-based commercial stage regenerative tissue company focused on the development and commercialization of vascular solutions for vascular deficiencies. Our platform technology mVASC restores blood flow and supports repair of damaged microvascular tissues, as demonstrated in the published data from our RCT on neuropathic DFUs.

www.mvtissues.com
info@mvtissues.com
+1 (858) 522-0633



MIMEDX is a transformational placental biologics company, developing and distributing placental tissue allografts with patent-protected, proprietary processes for multiple sectors of healthcare.

www.mimedx.com
customerservice@mimedx.com
(888) 543-1917
Booth 2



Modulim delivers transformative imaging and data solutions that empower clinicians to better diagnose, treat, and manage lower limb complications. Modulim is dedicated to delivering powerful healthcare solutions that revolutionize the standard of care for patients with diabetes, kidney disease, and peripheral vascular disease.

www.modulim.com
info@modulim.com
(949) 825-5080
Booth TT9



The MolecuLight i:X® and DX™ point-of-care imaging devices for wound care enable detection of elevated bacterial loads (>104 CFU/g), in combination with CSS, along with accurate digital wound measurement. The devices enable proactive wound care, informing clinician decision-making on the presence of elevated bacterial burden. US reimbursement pathway is enabled with 2 CPT® codes & APC in HOPD setting.

www.moleculight.com
info@moleculight.com
Toronto: +1 647-362-4684
Toll Free (US & Canada): 1-877-818-4360
Booth 8



MTF Biologics, a nonprofit organization based in Edison, N.J., is the nation's largest tissue bank. MTF Biologics saves and heals lives by honoring donated gifts, serving patients and advancing science.

www.mtfbiologics.org
732-661-0202
Booth 22



Nabriva is a commercial-stage biopharmaceutical company with locations in the United States (Fort Washington, PA, San Diego, CA), Austria (Vienna), and Ireland (Dublin), home of our corporate headquarters. Nabriva Therapeutics is committed to developing new antibiotics to treat infectious diseases. Our dedicated team includes people with extensive science and industry experience and a shared passion for addressing the increasingly urgent problem of bacterial resistance worldwide.

www.nabriva.com
officeus@nabriva.com
+1 (610) 816-6640
Booth TT3



Chronic wounds affect millions worldwide. Our mission is to transform the lives of patients suffering from hard-to-heal wounds through our innovative technology. Passion for medicine, compassion for patients, respect among employees, and commitment to customers drives our success and enables us to restore hope to those who need it most.

www.natroxwoundcare.com
salesUS@natroxwoundcare.com
+1 (888) 354 9772
Booth 9



Advanced therapy built on the outcomes of 80,000+ patients, HFX is the most effective treatment for painful diabetic neuropathy patients refractory to conventional medical management.

HFXforPDN.com/healthcare-providers
Amanda.washburn@nevro.com
+1-650-251-0005
Booth 12



Perimed's vision is: "To provide instruments for accurate diagnosis and monitoring of all patients with ischemia in order to save limbs, lives, costs and reduce human suffering."

www.perimed-instruments.com
mphillips@perimed-instruments.com
(702) 987-4655
Booth 12A



Phoenix NeuroStim Technologies is an early-stage technology company pioneering a new class of medical devices that employ sensory stimuli to provide a therapeutic benefit.

www.Phoenixmedtech.com
slm@phoenixmt.net
401-241-7183
Booth TT4



PolyNovo is an Australian-based medical device company that develops innovative surgical solutions with the goal of improving patient outcomes and lives. Utilizing a patented bioabsorbable polymer technology, the Novosorb® family of advanced wound care products aids in the generation of healthy, new vascularized tissue and promotes the closure and reconstruction of complex wounds.

www.PolyNovo.com
info.us@PolyNovo.com
(302) 268-6163
Booth 32



Regenerative Labs is an FDA-registered and inspected HCT/P manufacturer. We operate under strict compliance with all federal and state regulations. Click below to download a copy of our Tissue Establishment Registration.

www.regenativelabs.com
info@regenativelabs.com
800-891-3452
Booth 21



Since 2003, RegenLab® has been committed to the development of a unique expertise in the design and manufacturing of high-quality FDA cleared medical devices, intended for the preparation of cellular therapies and autologous platelet-rich plasma (PRP) from the patient's own blood.

regenlabusa.com
info@regenlab.com
+1 1800-220-9082
Booth 11



Terumo Blood and Cell Technologies is a medical technology company. Our products, software and services enable customers to collect and prepare blood and cells to help treat challenging diseases and conditions. Our employees around the world believe in the potential of blood and cells to do even more for patients than they do today.

www.terumbct.com
Bctcustomerorders@terumbct.com
+ 1.877.339.4228
Booth 15

Thank you to our sponsors and exhibitors

Ruby Sponsor



Platinum Sponsors



Gold Sponsor

Geistlich

Silver Sponsors



Bronze Sponsors



Exhibitors

Biocomposites
Bioventus
BLUEWAVE Technologies
BONESUPPORT
Cook Medical
Designs for Vision
GelSana Therapeutics
Medaxis Swiss Medical Technology
Medtronic

Metalogix
Modulim
MolecuLight
MTF Biologics
Nabriva Therapeutics US
Natrox Wound care
Phoenix NeuroStim Therapeutics
PolyNovo North America
Regenerative Labs